



Service Nova Scotia

Registry of Joint Stock Companies

Financial Reports

Societies Act

Page 1 of 2

Registry of Joint Stocks Companies Number: 3255218

Statement of income and expenditures for

Halifax Tuna Tournament Society

for the fiscal period starting
and ending

2018/01/01
2018/12/31

Income

Donations, Sales, cash and bait	\$5,038.35
Tournament registration	\$41,250.00
Tuna sale	\$32,017.71

A. Total income \$78,306.06

Expenditures

Annual operating costs, BOD Insurance, RJSC	\$794.29
Event Opening, Closing hospitality	\$2,421.90
Event operating expenses	\$2,757.56
Event Promotion, Trophies, goodies	\$10,594.69
Proceeds of Fund raising to IWK	\$61,737.62


B. Total Expenditures \$78,306.06

C. Net Surplus or (Deficit) (A - B = C) \$0.00

D. Surplus or (Deficit), beginning of year \$5,000.00

E. Surplus or (Deficit), end of year (C + D = E) \$5,000.00

Auditor or
Director:



(signature)

Director:



(signature)

R. WILLIAM CURRIE
(name)

VIC HENISS
(name)



**Service Nova Scotia
and Municipal Relations**
Registry of Joint Stock Companies

Financial Reports
Societies Act
Page 2 of 2


Registry of Joint Stocks Companies Number: 3255218

**Balance Sheet for
Halifax Tuna Tournament Society**

for the fiscal period starting 2018/01/01
and ending 2018/12/31


Assets	
Current Assets	
Current account	\$5,000.00
receivables	-
Capital/Fixed assets	
equipment	-
land and buildings	-
A. Total Assets	\$5,000.00
Liabilities	
Current liabilities	
Amounts payable	-
Taxes payable	-
Long term debt	
mortgage	-
B. Total Liabilities	zero
Equity	
Retained earnings/deficit	\$5,000.00
General reserve	-
C. Total Equity	\$5,000.00
Total Liabilities and Equity (A must equal B + C)	\$5,000.00

Auditor or
Director:



(signature)
R. WILLIAM CURRIE
(name)

Director:



(signature)
VIC HENISS
(name)