

Registry of Joint Stocks Companies Number: 3255218

Statement of income and expenditures for

Halifax Tuna Tournament Society

for the fiscal period starting 2019/01/01
and ending 2019/12/31

Income

Donations, Sales, cash and bait	\$ 7,605.00
Tournament registration	\$ 31,500.00
Tuna sale	\$ 38,235.20

A. Total income \$ 77,340.20

Expenditures

Annual operating costs, BOD Insurance, RJSC	\$3,001.95
Event Opening, Closing hospitality	\$3,431.17
Event operating expenses	\$2,562.66
Event Promotion, Trophies, goodies	\$8,490.74
Proceeds of Fund raising to IWK	\$59,853.68

B. Total Expenditures \$77,340.20

C. Net Surplus or (Deficit) (A - B = C) \$0.00

D. Surplus or (Deficit), beginning of year \$5,000.00

E. Surplus or (Deficit), end of year (C + D = E) \$5,000.00

Auditor or
Director:




(signature)

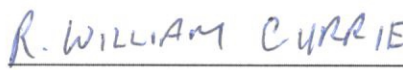
Director:



(signature)



(name)



(name)



Registry of Joint Stocks Companies Number: 3255218

**Balance Sheet for
Halifax Tuna Tournament Society**

for the fiscal period starting 2019/01/01
and ending 2019/12/31

Assets

Current Assets

Current account \$5,000.00
receivables -

Capital/Fixed assets

equipment -
land and buildings -

A. Total Assets

\$5,000.00

Liabilities

Current liabilities

Amounts payable -
Taxes payable -

Long term debt

mortgage -

B. Total Liabilities

zero

Equity

Retained earnings/deficit \$5,000.00

General reserve -


C. Total Equity

\$5,000.00


Total Liabilities and Equity (A must equal B + C)

\$5,000.00

Auditor or
Director:


(signature)
Vic Heniss
(name)

Director:


(signature)
R. WILLIAM CURRIE
(name)